

Scaled data based on original data using
LM-79-08 Approved Method: Electrical and Photometric Measurements of Solid-
State Lighting Products

Test Report Prepared for
Cooper Lighting Solutions
(formerly Eaton)

Brand: INVUE

Report Number: P401256

Luminaire Tested: **ENT-SA1C-727-U-SL4**

Issue Date: 5/20/2020

Test Information

Test Method: LM-79-08
Report Number: P401256
TEST IS SCALED FROM IESNA LM-79-08 TEST DATA (G1-2004-754-5)
Test Lab: INNOVATION CENTER
Issue Date: 5/20/2020
Manufacturer: COOPER LIGHTING SOLUTIONS (FORMERLY EATON)
Product Line: INVUE
Catalog Number: ENT-SA1C-727-U-SL4
Description: ENTRI LED LUMINAIRE
(1) 70 CRI, 2700K, 615mA LIGHTSQUARE WITH 16 LEDS AND TYPE IV SPILL LIGHT ELIMINATOR OPTICS
Light Source: -
Ballast/Driver: ELECTRONIC DRIVER

Summary

Lumens per Lamp: N/A
Luminaire Lumens: 3577 lumens
Efficiency: N/A
Efficacy: 107.4 lumens/watt
Luminous Opening: Rectangular (W 0.5' x L: 0.5' x H: 0')
IES Classification: Type IV - Short - Non-Cutoff
BUG Rating: B1 - U0 - G1

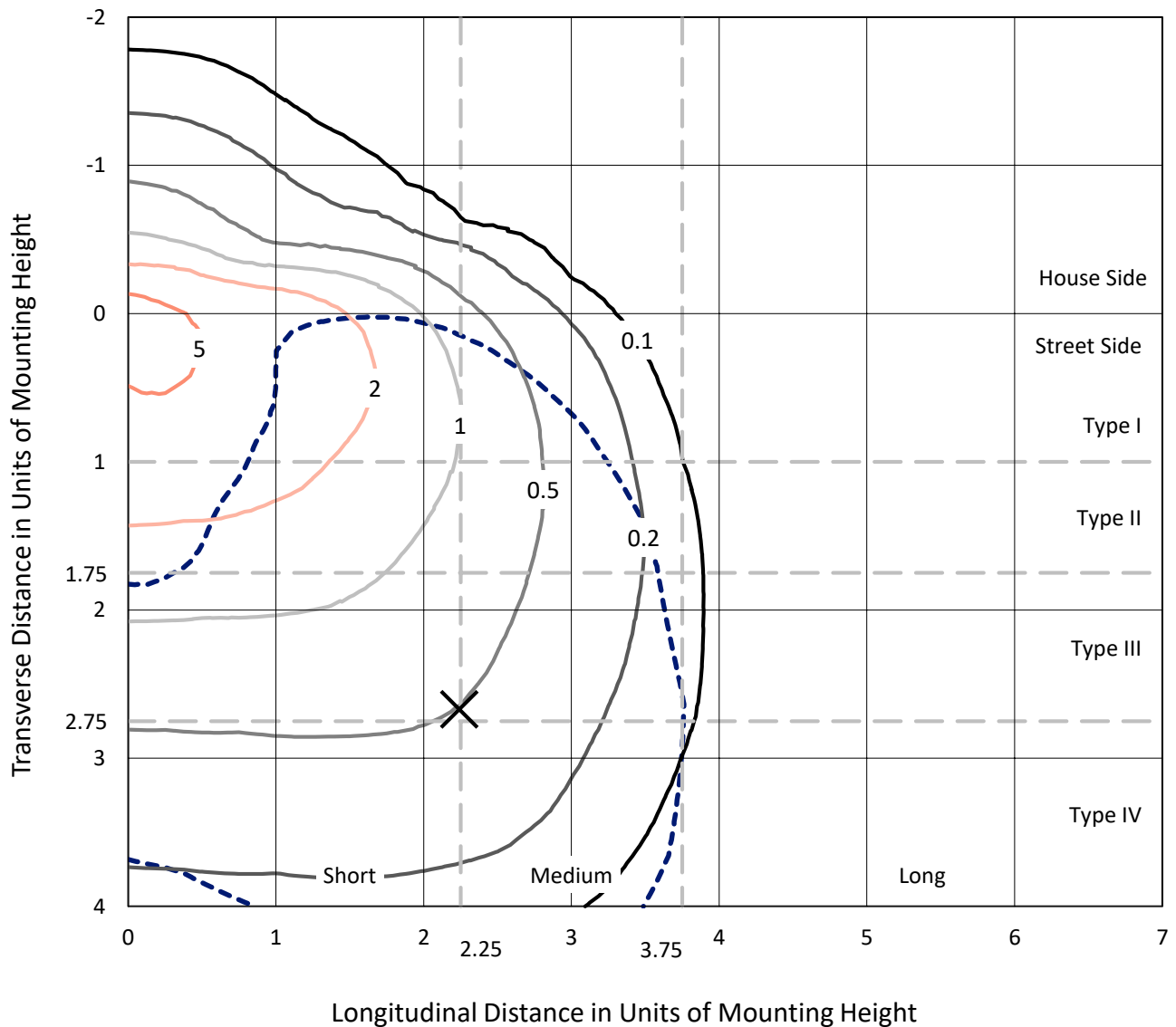
Input Watts (W): 33.3
Input Voltage (V): NR
Input Current (Ain): NR
Voltage Rise (V): NR
Power Factor: NR
Total Harmonic Distortion (THDi): NR
Frequency (hertz): 60
Stabilization Time: NR
Operation Time: NR
Ambient Temperature (°C): NR
Test Distance: 25 FT



REPORT NUMBER: P401256
 CATALOG NUMBER: ENT-SA1C-727-U-SL4

Iso-Footcandle Lines of Horizontal Illumination

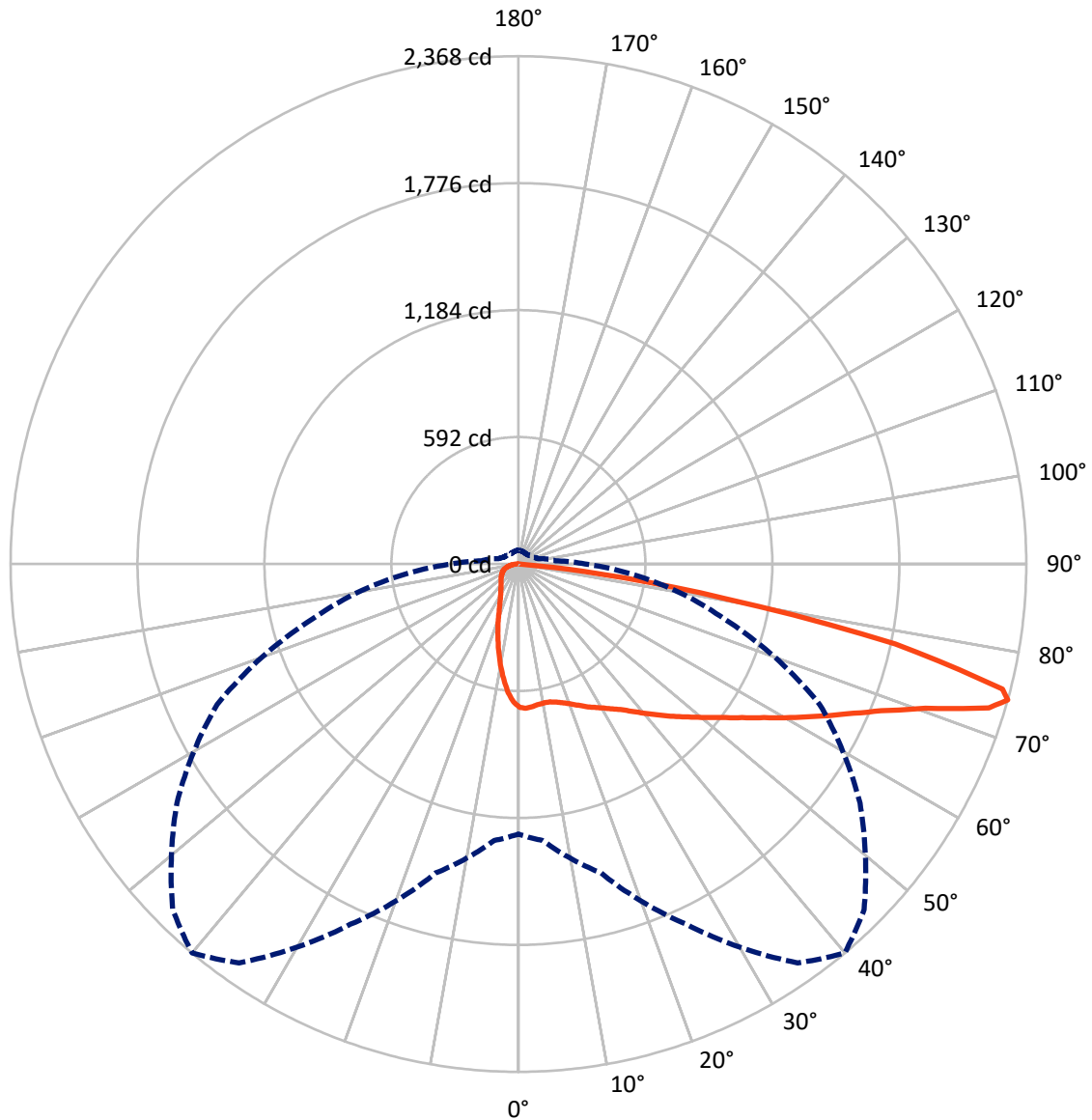
× Max cd
 - - - 1/2 Max cd



Based on 10 foot mounting height. Maximum calculated value = 6.7 fc
 Type IV - Short - Non-Cutoff

REPORT NUMBER: P401256
CATALOG NUMBER: ENT-SA1C-727-U-SL4

Luminous Intensity Polar Plot



— Vertical Plane Through 40-Deg Lateral - - - Horizontal Cone Through 74-Deg Vertical

REPORT NUMBER: P401256

CATALOG NUMBER: ENT-SA1C-727-U-SL4

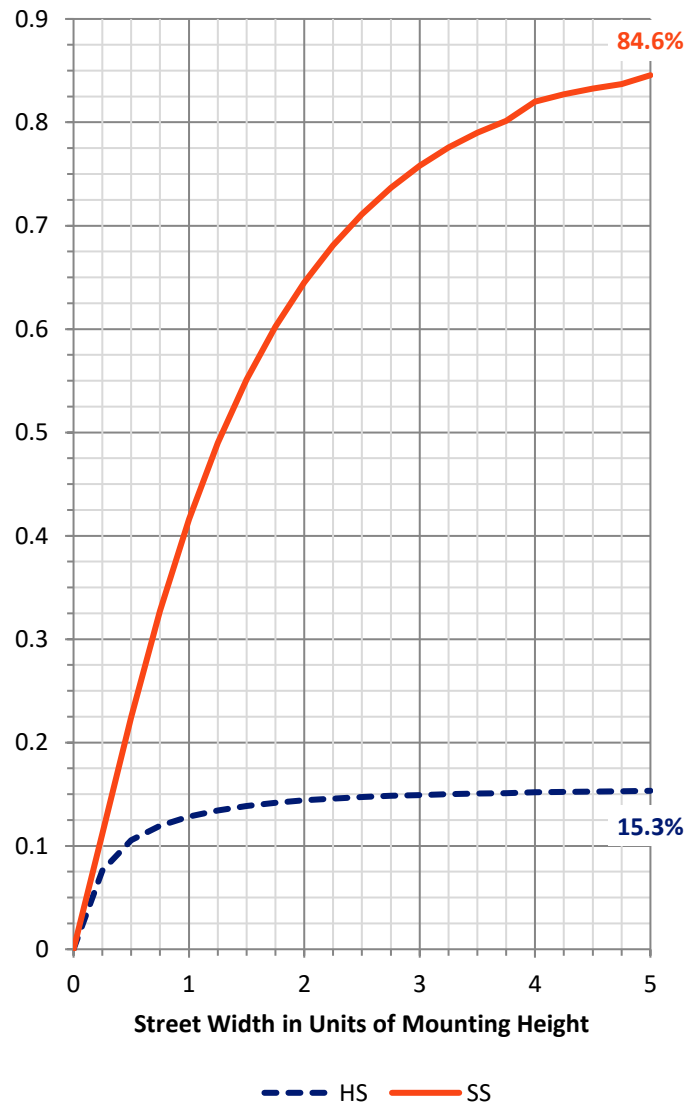
FLUX DISTRIBUTION:

		Downward	Upward	Total
House Side	Lumens	557.7	0.0	557.7
	% Fixture	15.6	0.0	15.6
Street Side	Lumens	3019.3	0.0	3019.3
	% Fixture	84.4	0.0	84.4
Total	Lumens	3577.0	0.0	3577.0
	% Fixture	100.0	0.0	100.0

Coefficient of Utilization

ZONAL LUMENS:

Zone	Lumens	% Fixture
0°-10°	58.9	1.6
10°-20°	151.8	4.2
20°-30°	232.8	6.5
30°-40°	336.2	9.4
40°-50°	483.8	13.5
50°-60°	667.9	18.7
60°-70°	842.1	23.5
70°-80°	730.3	20.4
80°-90°	73.1	2.0
90°-100°	0.0	0.0
100°-110°	0.0	0.0
110°-120°	0.0	0.0
120°-130°	0.0	0.0
130°-140°	0.0	0.0
140°-150°	0.0	0.0
150°-160°	0.0	0.0
160°-170°	0.0	0.0
170°-180°	0.0	0.0
0°-90°	3577.0	100.0
0°-180°	3577.0	100.0



REPORT NUMBER: P401256

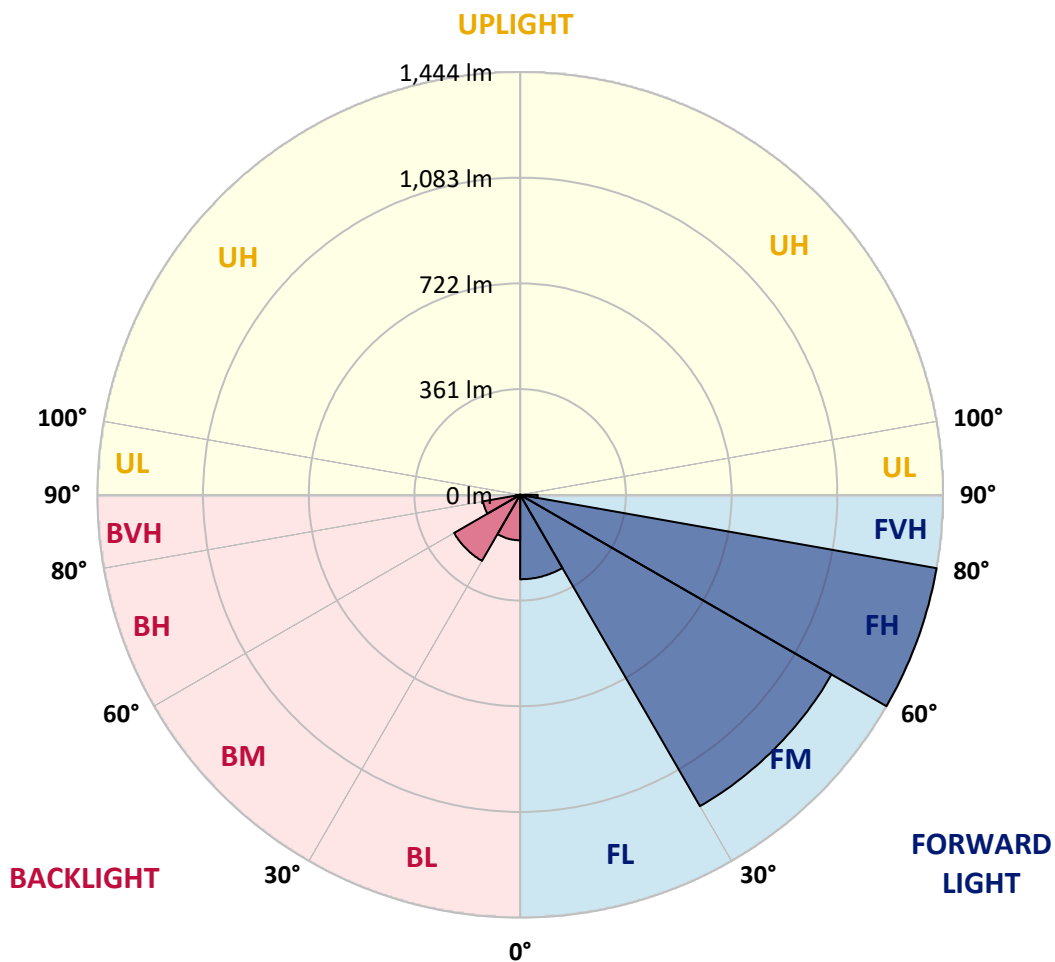
CATALOG NUMBER: ENT-SA1C-727-U-SL4

LUMINAIRE CLASSIFICATION SYSTEM LUMEN TABLE AND BUG RATING:

Zone		Lumens	% Fixture	Zone Rating/Lumen Limit		
				B	U	G
FL	(0°-30°)	288.4	8.1			
FM	(30°-60°)	1227.5	34.3			
FH	(60°-80°)	1443.7	40.4			G1/1800
FVH	(80°-90°)	59.8	1.7			G1/100
BL	(0°-30°)	155.2	4.3	B1/500		
BM	(30°-60°)	260.5	7.3	B1/1000		
BH	(60°-80°)	128.7	3.6	B1/500		G1/500
BVH	(80°-90°)	13.3	0.4			G1/100
UL	(90°-100°)	0.0	0.0		U0/0	
UH	(100°-180°)	0.0	0.0		U0/0	

BUG Rating: B1-U0-G1

Type IV Short





REPORT NUMBER: P401256

CATALOG NUMBER: ENT-SA1C-727-U-SL4

CANDELA DISTRIBUTION (FULL):

	0°	5°	15°	25°	35°	40°	45°	55°	65°	75°	85°
0°	667.7	667.7	667.7	667.7	667.7	667.7	667.7	667.7	667.7	667.7	667.7
2.5°	676.3	675.7	677.3	676.3	674.7	673.6	673.1	669.8	668.8	665.5	661.3
5°	673.6	673.6	673.6	672.5	669.3	668.2	667.2	662.3	659.1	653.7	645.7
7.5°	664.5	666.1	665.5	665.0	662.3	661.3	659.6	653.7	649.5	641.4	631.2
10°	655.9	655.9	656.4	658.6	657.5	658.0	657.5	651.1	645.2	635.0	622.1
12.5°	643.6	645.7	648.9	654.8	657.5	659.6	659.6	654.8	648.4	636.1	621.0
15°	636.1	638.7	646.8	657.5	663.9	667.7	668.8	662.9	654.8	642.5	625.9
17.5°	632.8	636.1	651.1	666.1	677.3	680.6	681.1	674.7	666.1	651.1	631.8
20°	636.1	639.8	659.6	680.0	693.4	696.1	697.2	688.1	677.3	662.9	637.7
22.5°	648.4	653.7	675.7	697.7	711.7	715.4	714.4	701.5	690.8	675.2	645.2
25°	675.2	678.4	698.3	721.9	732.6	736.9	734.2	719.7	705.8	690.2	655.9
27.5°	706.3	710.6	731.5	749.2	756.2	757.3	754.6	739.6	724.0	711.1	672.5
30°	743.8	747.6	764.8	778.2	778.7	779.2	777.6	760.5	747.6	737.4	696.7
32.5°	783.5	784.1	801.8	808.2	803.9	805.5	803.9	785.1	776.0	772.8	728.3
35°	820.0	820.5	838.8	840.9	833.9	834.5	837.7	815.7	815.7	823.2	775.5
37.5°	854.9	856.5	872.6	870.4	867.7	872.6	876.9	858.1	868.8	890.3	832.9
40°	881.1	884.9	906.3	905.3	911.2	916.0	919.8	910.1	927.3	969.1	903.7
42.5°	898.3	905.8	936.4	943.9	954.1	962.7	969.1	968.6	998.6	1056.5	978.7
45°	916.0	923.5	964.3	982.5	999.7	1013.1	1025.4	1031.8	1079.6	1148.8	1066.2
47.5°	937.5	943.9	989.5	1025.4	1047.4	1065.6	1087.6	1101.6	1162.2	1242.6	1147.1
50°	970.2	974.5	1015.2	1071.0	1098.9	1124.1	1151.4	1179.9	1251.2	1338.6	1217.9
52.5°	1012.5	1015.2	1045.2	1117.1	1161.6	1188.4	1229.2	1266.7	1341.8	1425.5	1275.9
55°	1060.8	1058.7	1081.7	1172.4	1224.4	1264.6	1315.0	1353.1	1437.3	1501.1	1322.0
57.5°	1109.1	1107.5	1125.7	1225.4	1303.7	1350.9	1403.0	1443.2	1524.7	1571.9	1355.2
60°	1155.2	1149.3	1175.0	1287.7	1399.7	1453.9	1500.6	1537.6	1607.3	1622.8	1372.9
62.5°	1195.9	1195.9	1233.5	1364.3	1514.5	1563.3	1600.3	1625.0	1686.1	1660.4	1366.0
65°	1233.5	1238.3	1291.9	1450.2	1633.6	1683.4	1715.6	1725.3	1764.4	1662.0	1307.0
67.5°	1275.9	1283.4	1359.0	1550.4	1770.9	1824.0	1851.8	1848.6	1820.2	1637.3	1180.4
70°	1317.2	1329.5	1442.1	1679.7	1940.3	2012.2	2042.8	1979.5	1849.2	1500.6	980.4
72.5°	1347.2	1368.1	1510.2	1808.9	2183.3	2293.8	2281.4	2015.4	1713.5	1236.7	741.7
74°	1259.2	1294.1	1491.4	1853.5	2270.7	2367.8	2279.3	1944.1	1549.9	995.9	525.6
75°	1156.8	1190.6	1396.5	1835.8	2287.3	2330.8	2168.8	1818.6	1390.1	771.7	343.2
77.5°	856.5	882.7	1072.6	1447.5	1808.9	1796.1	1614.8	1232.4	684.9	232.8	144.8
80°	378.1	397.9	529.3	728.3	979.8	976.1	909.0	566.3	221.0	121.7	88.5
82.5°	114.2	113.7	152.3	212.4	372.2	379.2	322.3	195.2	105.7	50.4	42.9
85°	0.5	0.5	0.5	0.5	1.6	13.9	11.8	37.5	19.3	9.1	15.6
87.5°	0.5	0.5	0.5	0.5	0.5	0.5	0.5	0.5	0.5	0.0	0.0
90°	0.0	0.0	0.0	0.0	0.0	0.0	0.0	0.0	0.0	0.0	0.0



REPORT NUMBER: P401256

CATALOG NUMBER: ENT-SA1C-727-U-SL4

CANDELA DISTRIBUTION (continued):

	90°	95°	105°	115°	125°	135°	145°	155°	165°	175°	180°
0°	667.7	667.7	667.7	667.7	667.7	667.7	667.7	667.7	667.7	667.7	667.7
2.5°	658.6	658.0	656.4	652.7	650.0	642.0	644.6	639.3	638.7	637.7	637.1
5°	642.0	639.8	633.4	625.9	617.3	603.9	599.6	591.5	586.7	585.1	586.2
7.5°	624.8	620.0	607.6	591.5	574.4	554.5	540.1	528.8	520.7	518.1	514.3
10°	614.1	606.0	585.1	558.3	530.4	502.5	478.4	461.8	449.4	439.8	439.8
12.5°	610.3	599.6	569.0	529.9	489.6	450.0	415.1	393.1	372.2	362.0	360.4
15°	612.5	597.4	555.6	504.1	450.5	399.0	356.1	324.5	304.6	292.3	296.6
17.5°	614.6	595.8	541.7	476.8	412.4	352.9	303.0	267.1	242.9	236.5	233.8
20°	617.3	592.6	524.0	447.3	373.3	308.4	255.8	219.3	201.1	193.1	193.1
22.5°	621.0	588.3	505.7	414.6	333.0	264.9	216.1	188.8	174.3	169.5	169.5
25°	626.4	585.6	487.0	381.8	295.0	230.6	189.9	168.4	160.9	157.7	157.1
27.5°	636.6	586.2	468.7	348.6	257.4	201.6	171.1	157.1	151.2	149.6	149.1
30°	652.1	591.5	449.4	313.2	224.2	179.7	158.2	148.6	144.8	143.7	143.7
32.5°	673.6	601.2	433.3	281.6	199.5	162.0	147.5	141.0	138.9	137.8	138.4
35°	706.8	617.8	414.0	252.6	176.4	149.6	138.9	134.1	132.5	132.5	133.0
37.5°	750.3	643.6	395.3	225.8	160.9	138.9	130.9	128.2	126.6	127.6	128.2
40°	805.0	674.1	377.6	201.6	148.0	130.3	123.9	121.7	121.2	122.3	123.3
42.5°	864.0	711.1	361.5	181.8	137.8	123.3	118.0	116.9	116.4	116.9	118.5
45°	932.6	753.5	348.1	166.8	130.3	117.4	112.6	111.6	111.0	112.1	113.2
47.5°	995.9	791.6	337.3	156.6	123.9	113.2	108.3	106.7	106.7	106.7	107.8
50°	1047.4	821.6	330.9	149.6	118.5	108.3	104.0	102.4	101.9	101.4	101.9
52.5°	1091.9	844.1	328.8	145.3	114.2	104.0	99.8	98.7	97.6	96.5	97.1
55°	1121.4	855.4	324.5	141.6	110.5	99.2	95.5	94.4	93.3	91.7	91.7
57.5°	1138.6	854.3	314.8	139.4	108.3	94.9	91.2	91.2	90.1	87.4	88.0
60°	1140.2	835.6	291.2	136.8	106.7	90.6	86.3	87.4	87.4	85.3	85.3
62.5°	1112.8	786.2	245.6	129.8	104.6	87.4	82.6	85.3	86.3	84.2	84.2
65°	1028.6	669.8	197.4	119.6	99.2	83.7	78.3	83.7	86.9	85.3	84.7
67.5°	867.2	530.4	163.0	108.3	93.3	78.8	74.0	81.0	85.3	85.3	84.7
70°	696.1	402.8	134.1	96.0	84.2	72.9	69.2	75.1	78.8	79.9	79.9
72.5°	479.5	246.2	108.9	82.6	74.0	66.0	62.7	66.5	68.6	70.8	70.3
74°	309.4	172.7	95.5	75.1	67.6	60.6	59.0	60.6	61.7	63.8	64.4
75°	207.0	141.0	89.0	69.7	63.8	56.8	55.8	57.4	58.5	60.1	60.1
77.5°	119.1	100.8	71.9	57.9	53.1	48.8	48.3	48.8	50.4	52.0	51.5
80°	82.6	76.7	56.8	45.0	41.8	39.7	40.2	40.8	43.4	44.0	43.4
82.5°	49.9	55.2	40.2	33.8	31.6	31.1	32.7	33.8	35.9	36.5	35.9
85°	19.8	26.3	19.8	18.8	20.9	23.1	25.7	27.4	28.4	28.4	28.4
87.5°	0.0	3.8	4.8	7.5	11.8	13.9	18.2	19.8	20.9	20.4	19.8
90°	0.0	0.0	0.0	0.0	0.0	0.0	0.0	0.0	0.0	0.0	0.0

(END OF REPORT)